

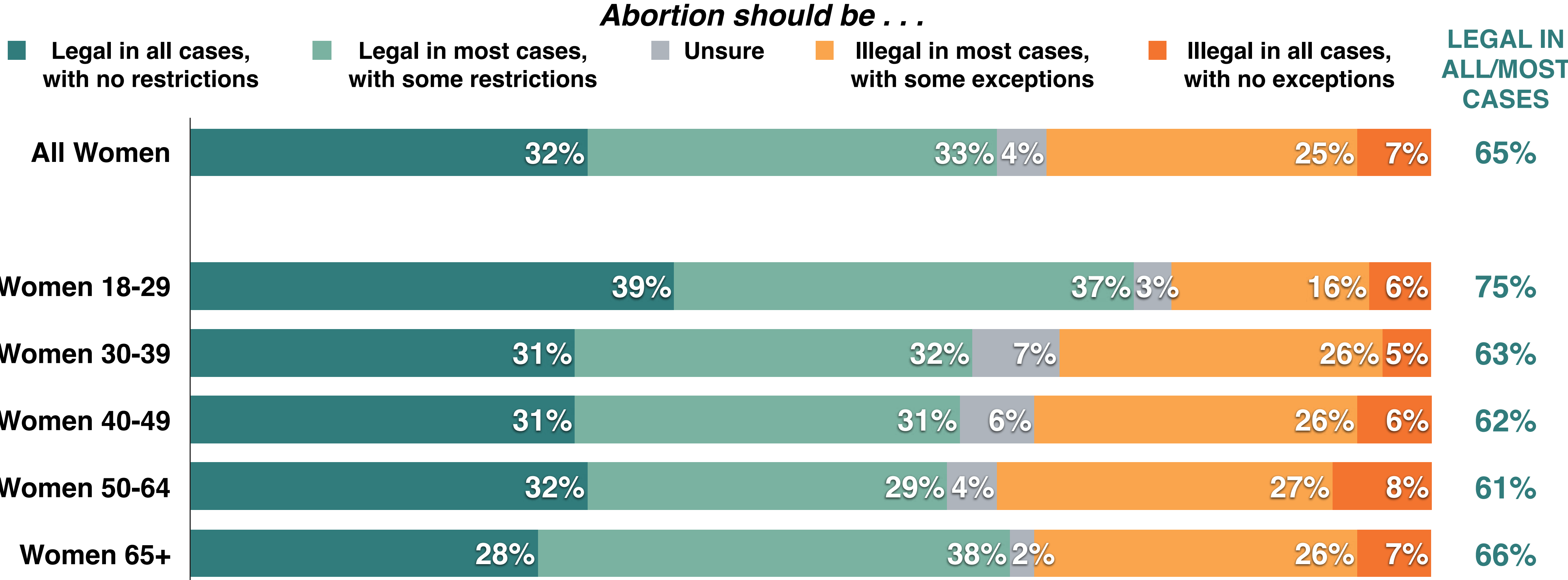
Views on Abortion, Restrictions, and Overturning of *Roe v. Wade*

Key Findings: Abortion

- **Women felt angry and disappointed when *Roe* was overturned.** This includes a sizable number of Republican women, some of whom support abortion restrictions but nevertheless felt a variety of emotions upon learning of the Court's ruling.
- **Women generally support abortion being legal in most cases.** However, there is also a majority saying that at least some restriction is their preferred position. Women under 30 are the biggest group supporting abortion without any restriction.
- **Republican women are particularly divided on the issue.** While many Republican men say they support leaving the issue to the states, Republican women are more likely than their male counterparts to support either a federal ban or federal protection.

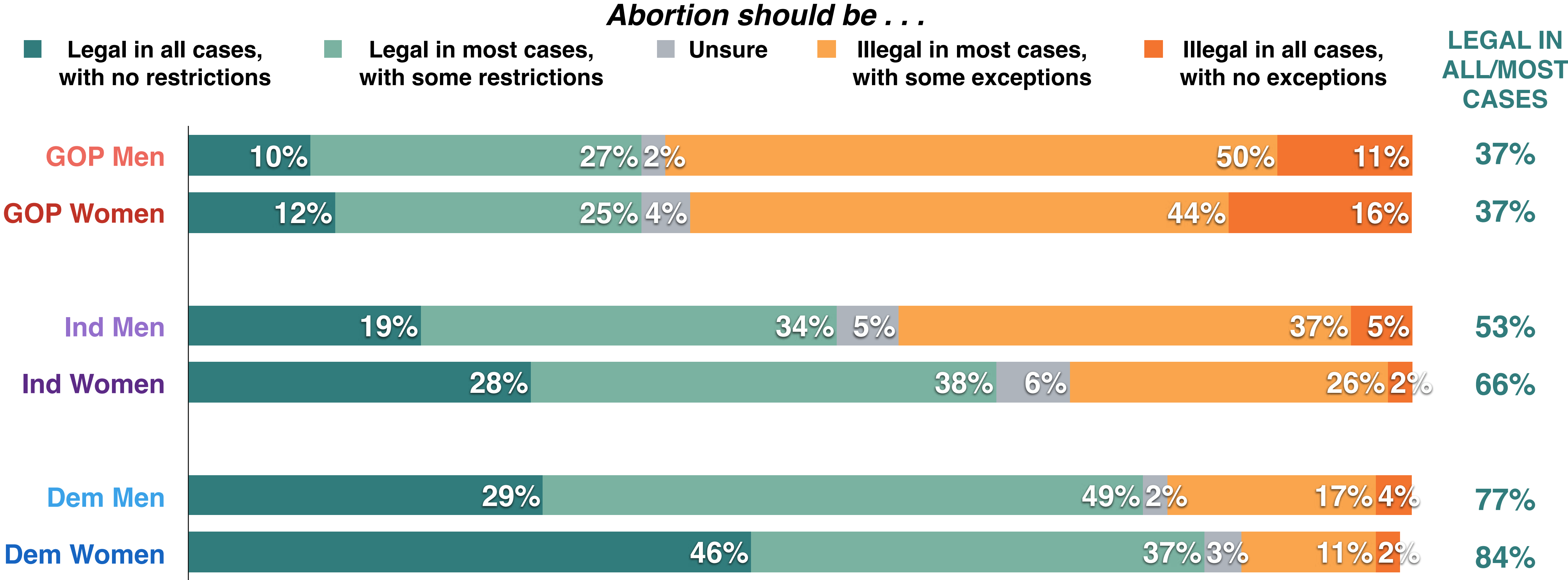


The youngest women voters are most supportive of nonrestrictive abortion policies



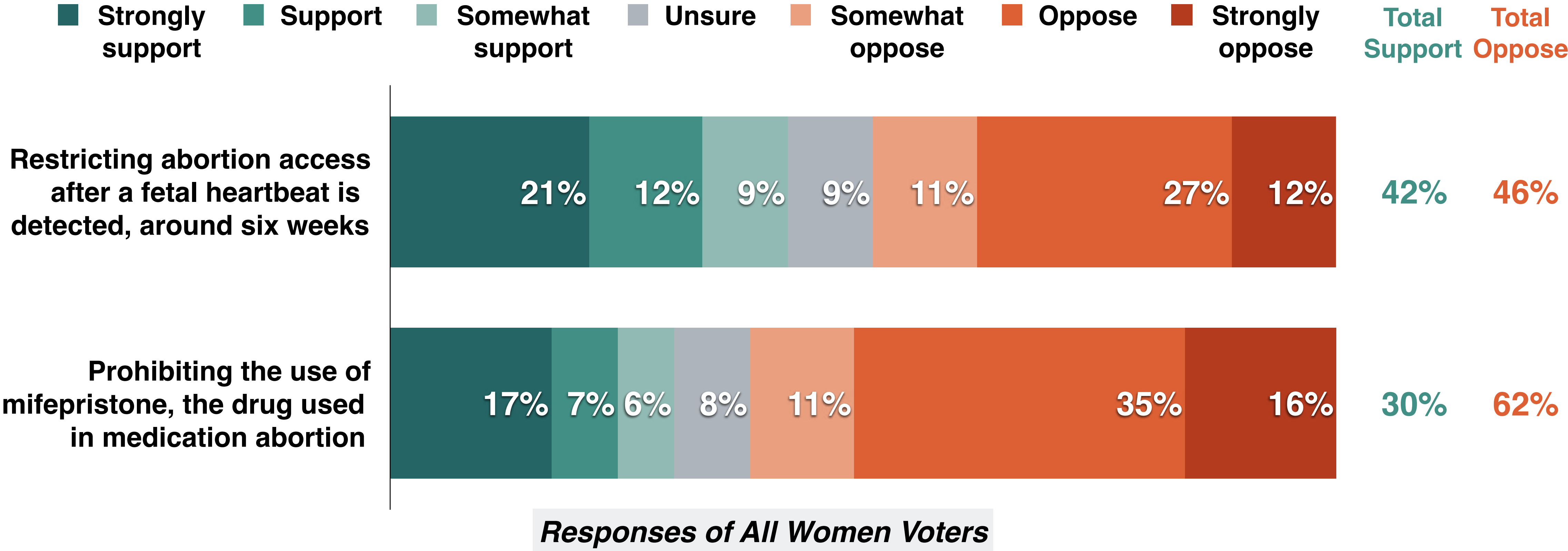
Q. In general, do you think abortion should be . . .?

Republican men and women do not differ greatly on their general approach toward abortion restriction



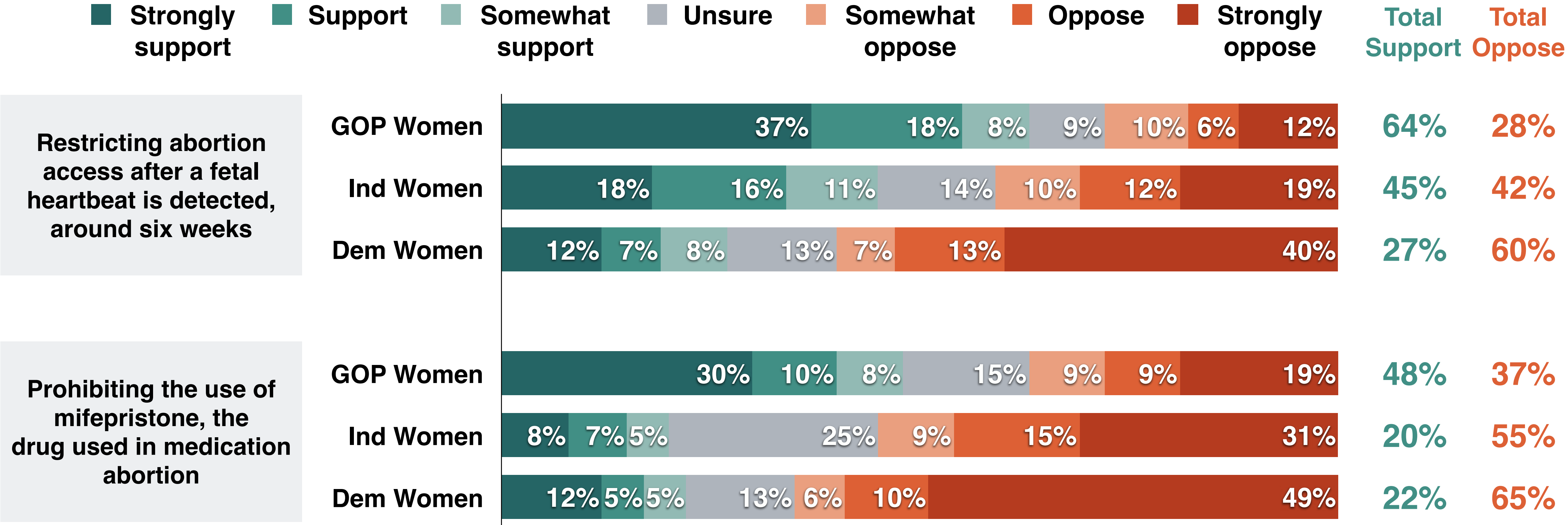
Q. In general, do you think abortion should be . . . ?

Women remain conflicted on timelines for restricting abortion but a majority oppose outlawing mifepristone



Q. Would you support or oppose the following policy actions?

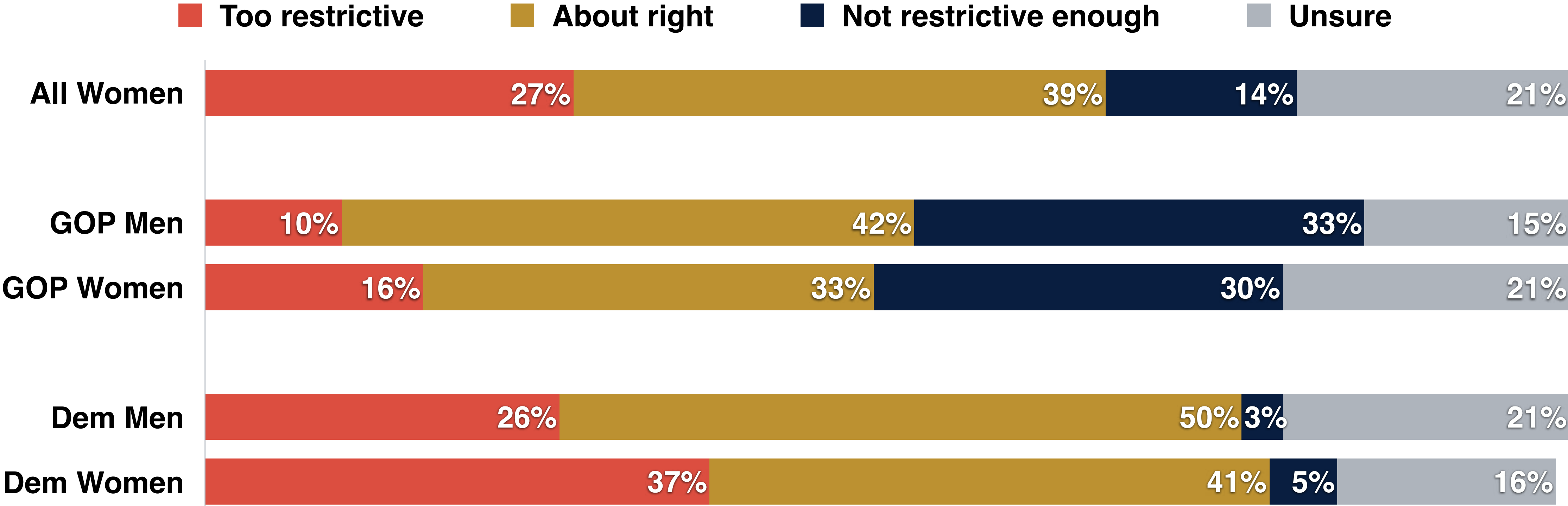
Republican women are less likely to support a ban on mifepristone than they are to support restrictions after a fetal heartbeat is detected



Q. Would you support or oppose the following policy actions?

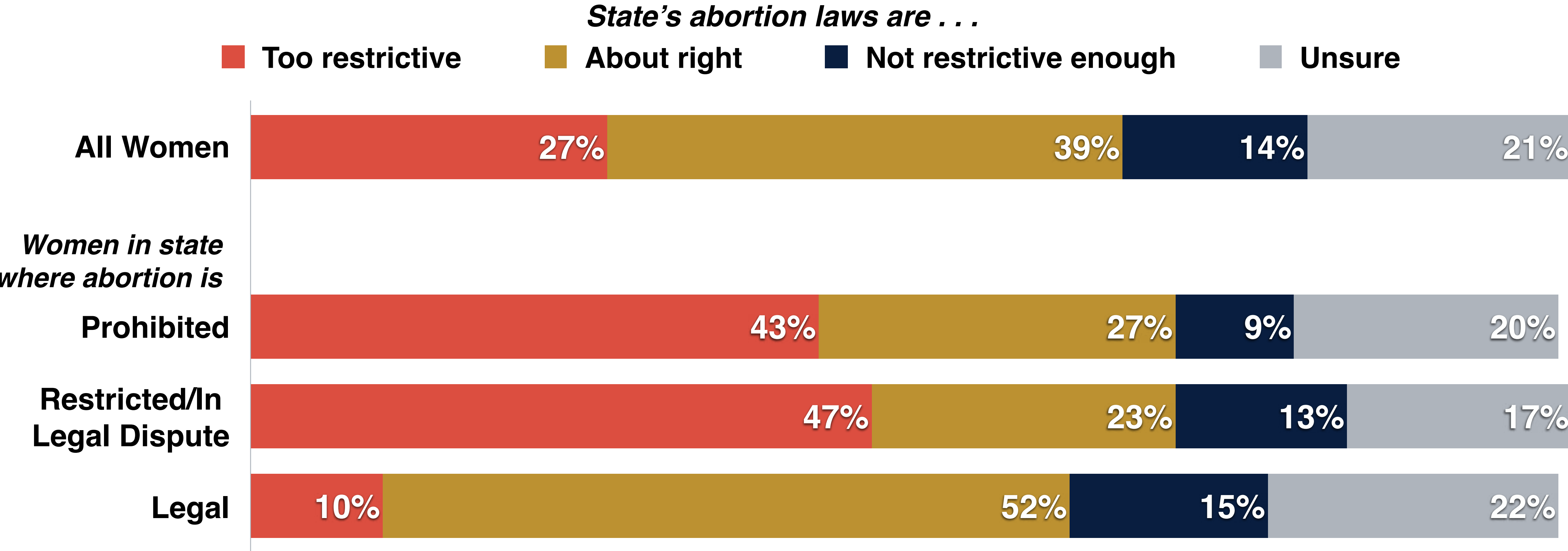
Relatively few women voters think their state's abortion laws are not restrictive enough

State's abortion laws are . . .



Q. Do you believe your state's abortion laws are. . . ?

Women who live in states where abortion is prohibited or restricted/in legal dispute are more likely to feel their state's laws are too restrictive



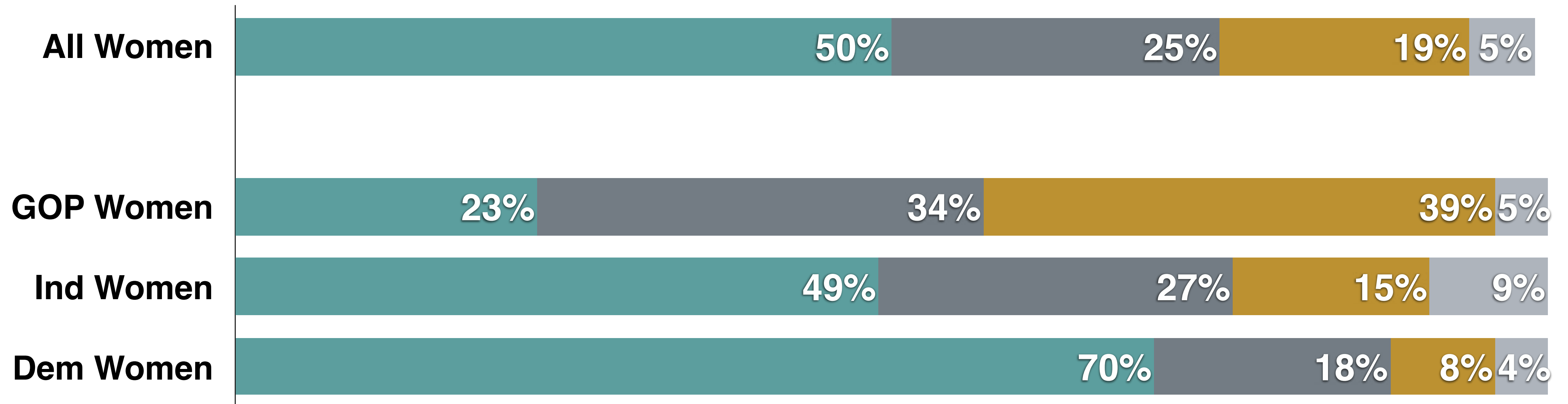
Q. Do you believe your state's abortion laws are . . .?

Note: States were categorized based on the definitions used in Pew Research Center's report "Nearly a Year After Roe's Demise, Americans' Views of Abortion Access Increasingly Vary by Where They Live" and the legal status in each state at the time the survey was fielded, using tracking data from The New York Times. "Prohibited" - states with active bans on nearly all abortions; "Restricted/In Legal Dispute" - states with limits of 20 weeks or less in place or where active lawsuits/legal challenges are blocking enforcement of stricter laws; "Legal" - states where abortion remains available at or above the level prior to the overruling of Roe v. Wade.



Republican women are more divided on abortion policies than Democratic or independent women

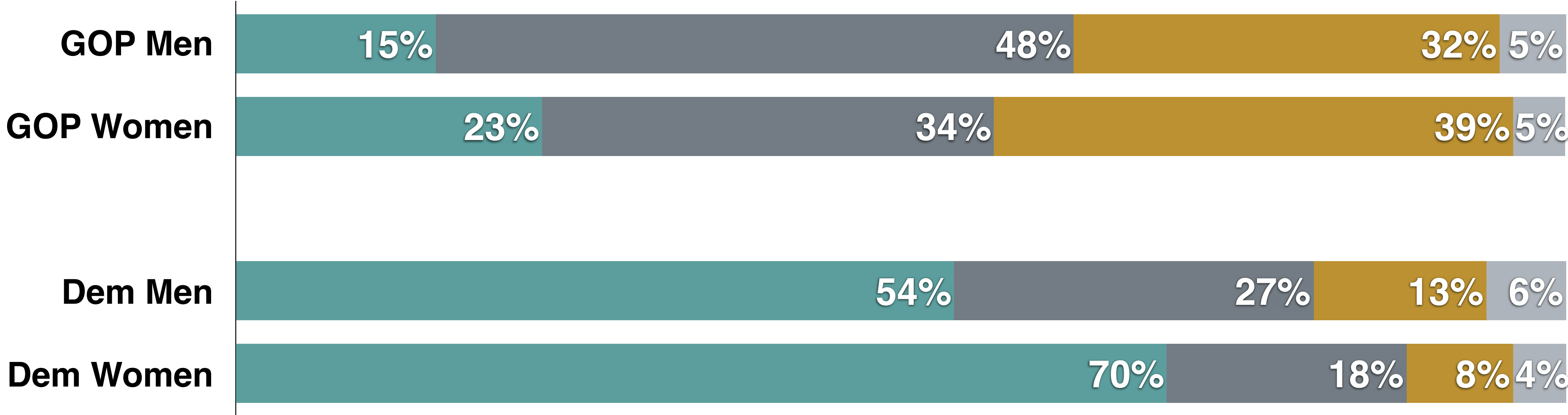
- There should be abortion access guaranteed by the federal law in all 50 states
- Each state should be able to decide how to handle the issue
- Abortion access should be restricted in some way by federal law in all 50 states
- Unsure



Q. Last year, the Supreme Court overturned *Roe v. Wade*, the case which had previously found there to be a federal constitutional right to abortion. In the absence of *Roe v. Wade*, which of the following would you prefer?

Republican men are more favorable to a “let states decide” approach than are Republican women

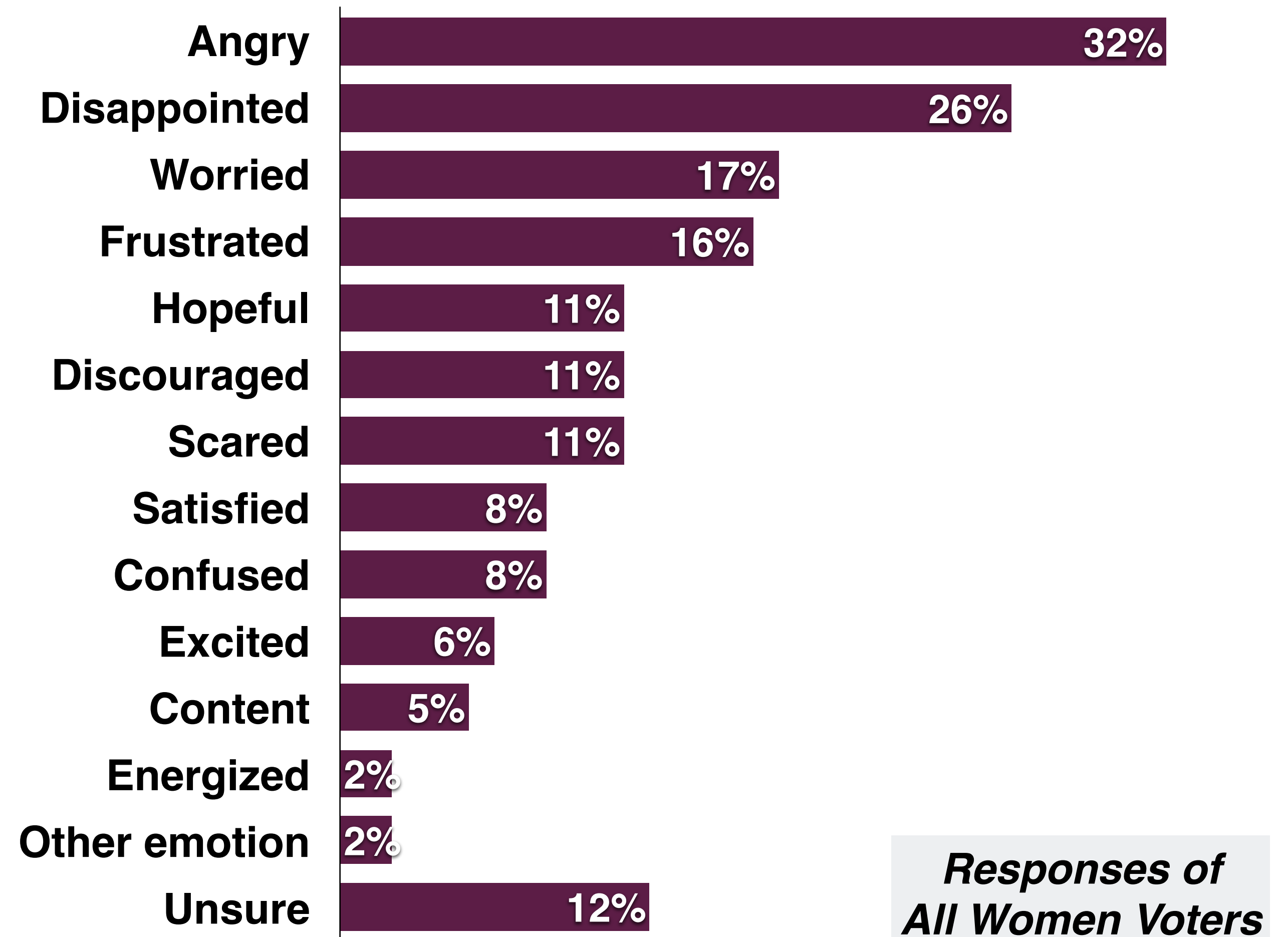
- There should be abortion access guaranteed by the federal law in all 50 states
- Each state should be able to decide how to handle the issue
- Abortion access should be restricted in some way by federal law in all 50 states
- Unsure



Q. Last year, the Supreme Court overturned *Roe v. Wade*, the case which had previously found there to be a federal constitutional right to abortion. In the absence of *Roe v. Wade*, which of the following would you prefer?

Women say they felt angry and disappointed upon hearing *Roe v. Wade* was overturned

Feelings about Supreme Court overturning *Roe v. Wade*

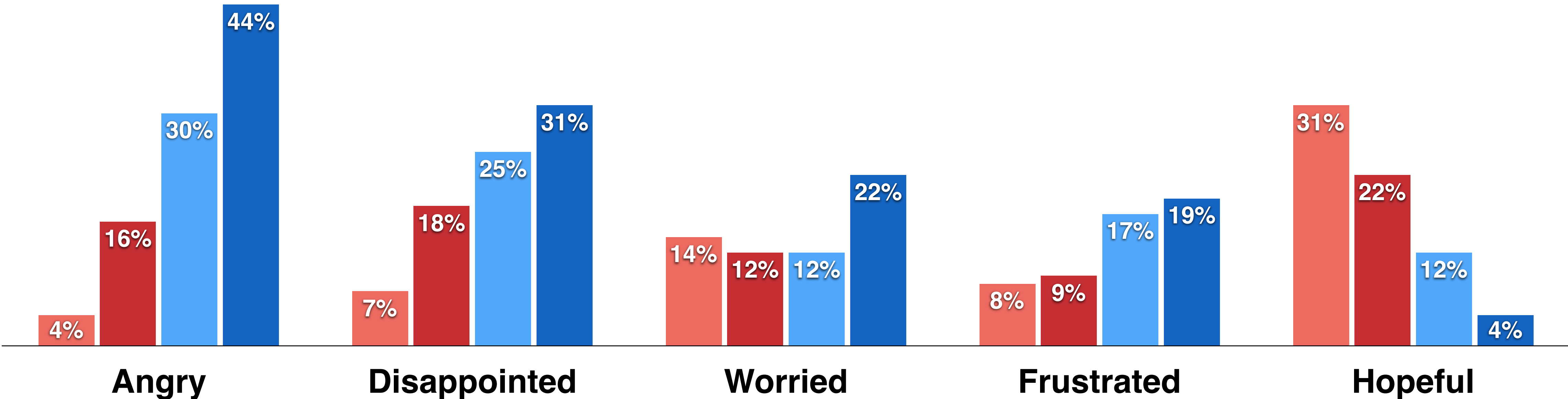


Q. If you recall, how did you feel when you heard that the Supreme Court overturned *Roe v. Wade*? You may choose up to two.

Men and women voters in both parties differ in their emotions toward the Court's decision

Feelings about Supreme Court overturning *Roe v. Wade* (Top 5 responses among voters overall)

■ GOP Men ■ GOP Women ■ Dem Men ■ Dem Women



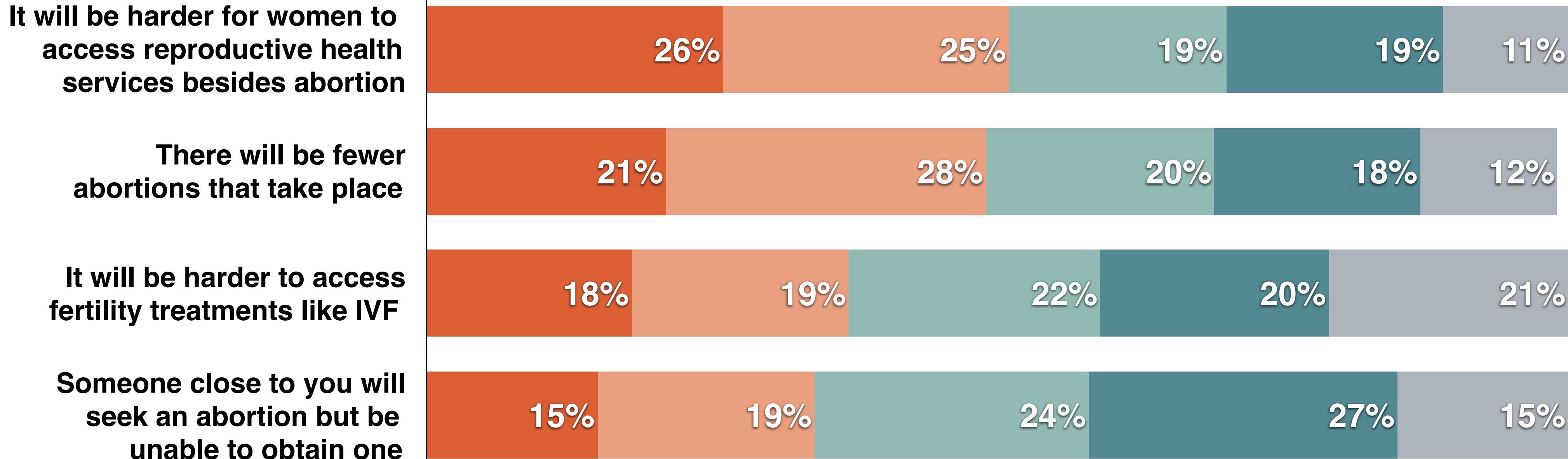
Q. If you recall, how did you feel when you heard that the Supreme Court overturned *Roe v. Wade*? You may choose up to two.

51% of women voters think reproductive health services may be harder to access in their state as a result of *Roe v. Wade* being overturned

Think it is _____ to happen in own state

Very Likely Somewhat likely Not that likely Not at all likely Unsure

V/S LIKELY



Responses of All Women Voters



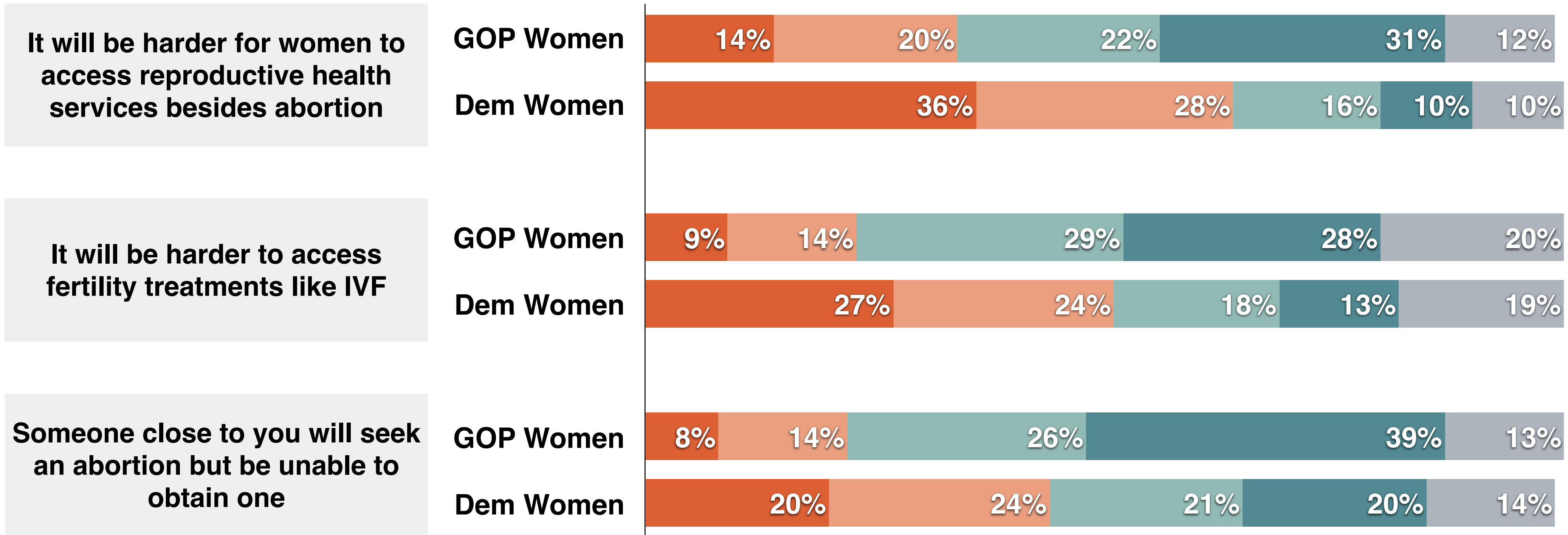
Q. As a result of the Supreme Court overturning *Roe v. Wade*, how likely do you think each of the following is to happen in the state where you live?

Democratic women are much more likely than Republican women to think the ruling will limit access

Think it is _____ to happen in own state

Very likely Somewhat likely Not that likely Not at all likely Unsure

V/S LIKELY



Q. As a result of the Supreme Court overturning *Roe v. Wade*, how likely do you think each of the following is to happen in the state where you live?

Methodology

Methodology

Echelon Insights conducted a survey on behalf of All In Together to examine voters' attitudes toward current issues and politics. The survey was fielded online from May 8-10, 2023 in English among a sample of 1,277 voters in the Likely Electorate (LV) nationwide, with a base sample of 856 voters in the Likely Electorate and an additional oversample of 421 women to achieve a total of 836 women respondents in the sample, using non-probability sampling.

The sample was drawn from the Lucid sample exchange based on gender, age, race/ethnicity, and educational attainment quotas derived from population benchmarks for registered voters in the 2024 Likely Electorate. The sample was matched to the L2 voter file to validate respondents' voter registration status and append data about past participation in elections.

In addition to measures to prevent duplicate responses, for quality control purposes, respondents were removed from the sample if they answered more than one-third of the questions they were asked in less than one-third of the median response time per question.

The sample was weighted to population benchmarks for registered voters in the 2024 Likely Electorate on gender, age, race/ethnicity, educational attainment, region, party, past primary participation, and 2020 presidential vote adjusted for 2024 turnout probability, as well as on the following interactions (for weighting on interactions, some simpler groupings were used, as shown in parentheses): gender by age (18-49, 50 or older), age (18-49, 50 or older) by educational attainment (college/non-college), and race (white/non-white) by educational attainment (college/non-college). The proportion of women in the full combined sample (including the oversample) was weighted down to reflect the proportion of women in the population of all registered voters in the Likely Electorate.

Calculated the way it would be for a random sample and adjusted to incorporate the effect of weighting, the margin of sampling error is ± 3.4 percentage points for the full sample, and ± 4.1 percentage points for women in the sample.

